

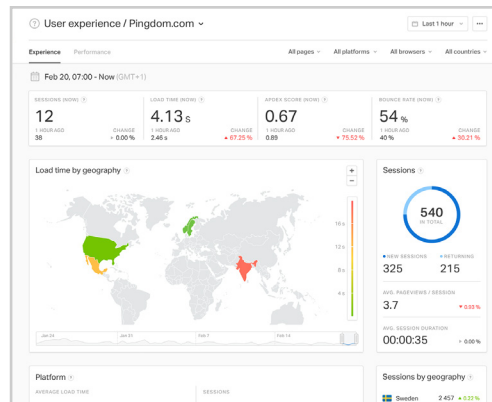
Pingdom makes it easy to monitor the digital experience of your website or application

Just having a fast, optimized website doesn't cut it anymore. You need to monitor and manage your visitors' digital experience to deliver a truly great website.

END-TO-END MONITORING FOR EVERY ASPECT OF YOUR SITE

Real User Monitoring

Understand how the performance of your website affects your visitors' experience with a 360-degree view of your website's performance. Be the first to know who's affected by degraded performance and pinpoint the root cause. Go as granular as you need and filter data by browser and platform type, location, and time to see the user experience for specific visitor segments.

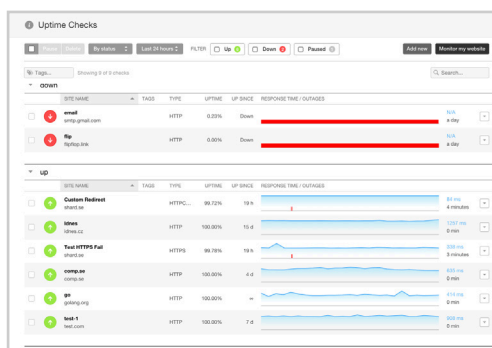


“We needed best in breed monitoring, and Pingdom was a natural choice”

– Siavash Ghorbani, CTO, Tictail

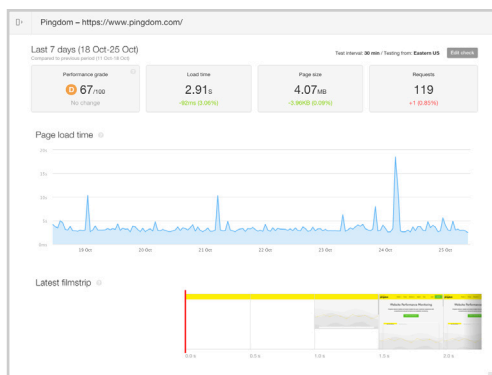
Uptime Monitoring

You already know that monitoring your website or web application's uptime is critical to quickly resolve problems. Whenever we detect an issue, we run additional tests to further help you out. In our control panel, you can run a traceroute, dig in to see server response codes, and view the output from a web server.



Page Speed Monitoring

Page speed monitoring lets you identify what about a web page is fast, slow, too big, what best practices you're not following, and much more. Now you can continuously track your website's load time, analyze your data, and find bottlenecks that affect your customer's end-user experience.



A FEW OF OUR VERY SATISFIED CUSTOMERS

Google



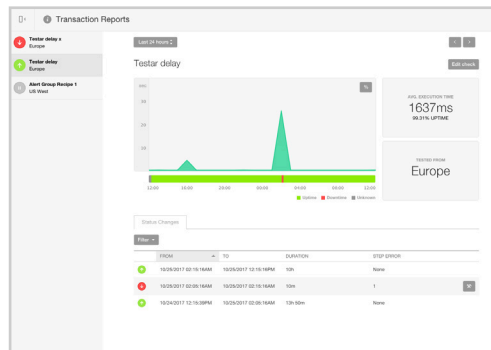
CISCO

Etsy

Coca-Cola

Transaction Monitoring

Pingdom® synthetic transaction monitoring provides a way to automatically test steps by reproducing them at set intervals. If something fails in the transaction, you can receive an alert. Synthetic transaction monitoring is essential to make sure your website is not only online, but actually fulfilling its purpose.



PRICING

FEATURE	STARTER	STANDARD	ADVANCED	PROFESSIONAL
Annual Price*	\$9.95/mo	\$37/mo	\$72/mo	\$199/mo
Real User Monitoring				
Data Retention	1 month (35 days)	1 month (35 days)	3 months (95 days)	13 months (400 days)
Page Views/Month	100k	500k	1M	5M
# of Websites	1	5	Unlimited	Unlimited
Advanced Filtering			✓	✓
Page Grouping				✓
Uptime				
# of Checks	10	50	80	250
Test Interval	1 min	1 min	1 min	1 min
Response Time Alerting		✓	✓	✓
Advanced Checks				
Transaction and Page Speed Checks	1	3	5	25
Transaction Check Test Interval	10 min	10 min	10 min	5 min
Page Speed Test Interval	30 min	30 min	30 min	30 min
Platform				
SMS Credits/Month	50	200	350	500
Multi-User Login			3	10

Note: Annual pricing as of 11/27/17, shown in USD. See pingdom.com/pricing for details.



Reliable

All issues are verified by a second opinion to filter out false alerts by double-checking downtime.



API

Automate your interactions to create your own applications with the functionality you find in the interface.



Alerting

Receive immediate alerts via SMS, email, and in-app notifications.